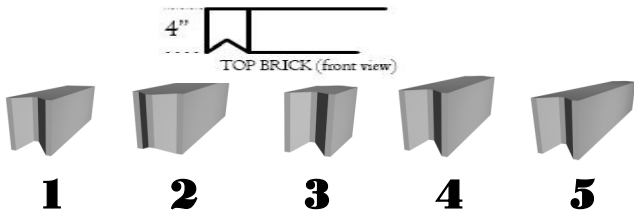
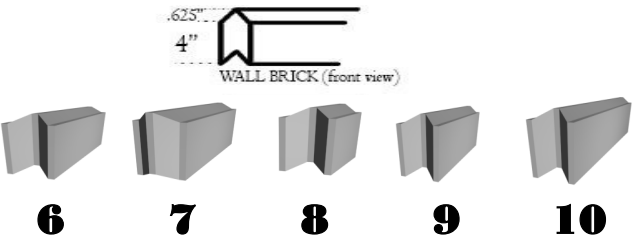


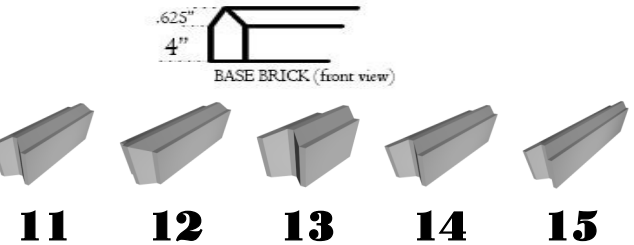
# STANDARD BRICKS



P/N	DESCRIPTION	WGT.	W	H	L
<b>TOP BRICKS - 4" High (2" High Available)</b>					
1	IBMAC2T401 Top 4" - Left End	25.73	2"	4"	8"
2	IBMAC2T402 Top 4" - Right End	25.73	2"	4"	8"
3	IBMAC2T403 Top 4" - Center 4"	12.39	2"	4"	4"
4	IBMAC2T404 Top 4" - Center 8"	24.80	2"	4"	8"
5	IBMAC2T405 Top 4" - Center 12"	37.18	2"	4"	12"



P/N	DESCRIPTION	WGT.	W	H	L
<b>WALL BRICKS</b>					
6	IBMAC2W01 Wall - Left End	27.61	2"	4"	8"
7	IBMAC2W02 Wall - Right End	27.61	2"	4"	8"
8	IBMAC2W03 Wall - Center 4"	13.34	2"	4"	4"
9	IBMAC2W04 Wall - Center 8"	26.67	2"	4"	8"
10	IBMAC2W05 Wall - Center 12"	40.01	2"	4"	12"

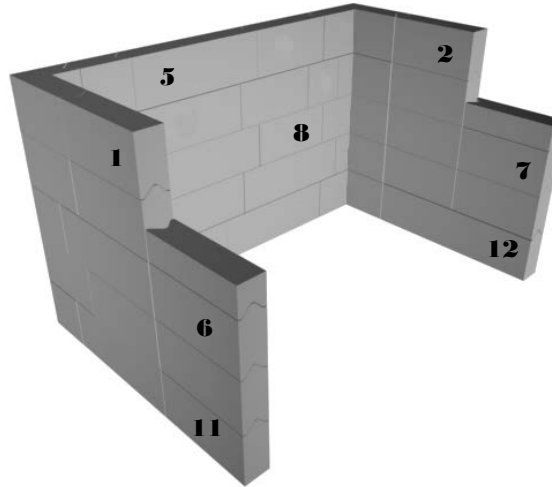


P/N	DESCRIPTION	WGT.	W	H	L
<b>BASE BRICKS</b>					
11	IBMAC2B01 Base - Left End	28.54	2"	4"	8"
12	IBMAC2B02 Base - Right End	28.54	2"	4"	8"
13	IBMAC2B03 Base - Center 4"	14.27	2"	4"	4"
14	IBMAC2B04 Base - Center 8"	28.54	2"	4"	8"
15	IBMAC2B05 Base - Center 12"	42.80	2"	4"	12"



Radiation Protection | Medical | Metals

Interlocking bricks are used to build, modify and relocate protective walls and caves of any size. Their V-shaped edges eliminate the danger of leakage as seen with straight edged bricks. Ultraray interlocking bricks also have a "shoulder" on either side of the V-shape for stability. Ultraray manufactures interlocking lead bricks from .25" to 3" thick.



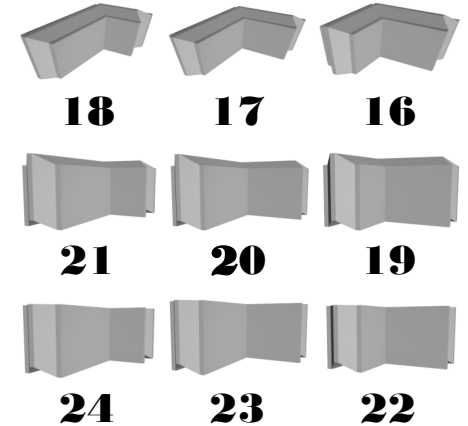
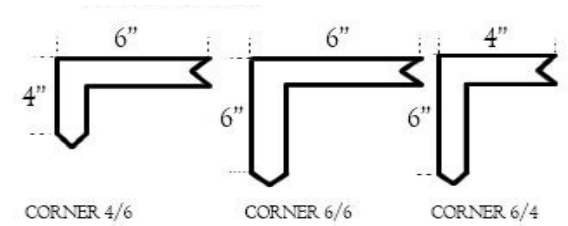
This cave demonstrates the dimensions and variations of bricks available for a lead cave. The construction of an interlocking enclosure requires careful calculation to ensure stability.

Ultraray has an in house powder coat line. If bricks or cave will be handled often Ultraray recommends coating for personal safety and reduction of PPE.

Call for a quote on powder coat encapsulation.

Please call 877-338-6857 for a custom quote if you would like help designing your lead cave project or if your project is over 1000 lbs.

# CORNER BRICKS



P/N	DESCRIPTION	WGT.	W	H	L
<b>CORNER BRICKS</b>					
16	IBCORB46 Base - 4/6	28.88	2"	4"	4"/6"
17	IBCORB66 Base - 6/6	35.87	2"	4"	6"/6"
18	IBCORB64 Base - 6/4	28.88	2"	4"	6"/4"
19	IBCORW46 Wall - 4/6	27	2"	4"	4"/6"
20	IBCORW66 Wall - 6/6	33	2"	4"	6"/6"
21	IBCORW64 Wall - 6/4	27	2"	4"	6"/4"
22	IBCORT46 Top - 4/6	25.12	2"	4"	4"/6"
23	IBCORT66 Top - 6/6	32.13	2"	4"	6"/6"
24	IBCORT64 Top - 6/4	25.12	2"	4"	6"/4"

